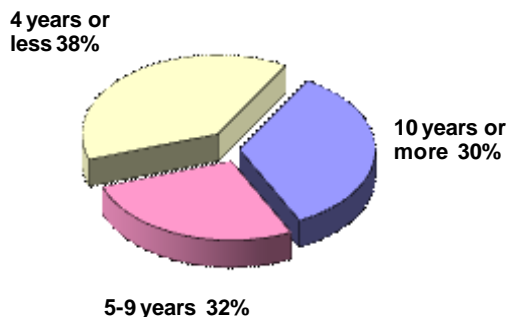


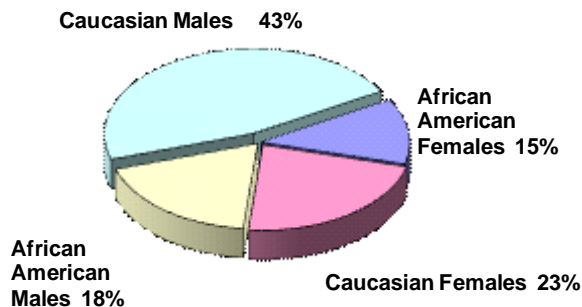
SCSBA annually provides data showing years of service, race and gender of the membership and board chairs.

### Years of Board Service



In 2010, 38% served 4 years or less, 32% served 5-9 years and 30% served 10 years plus. A total of 615 men and women serve on school boards governing the 85 school districts.

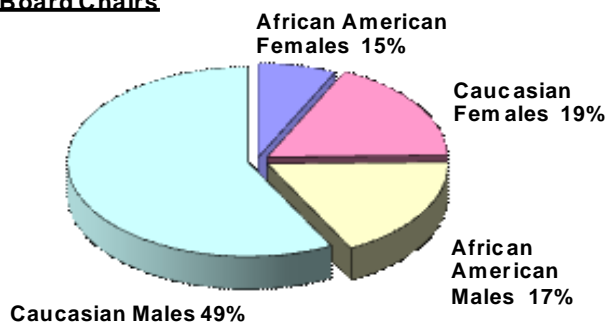
### Membership



### Race and gender of board members

Percent	Race/Gender
60%	Caucasian male
40%	Caucasian female
19%	African American male
16%	African American female

### Board Chairs



### Race and gender of board chairs

Number	Percent	Race/gender
41	49%	Caucasian male
16	19%	Caucasian female
14	17%	African American male
12	15%	African American female

Information was calculated on data on file as voluntarily reported by members.