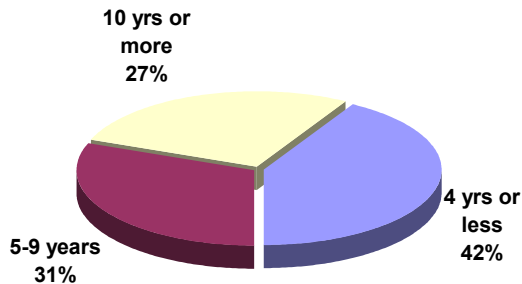


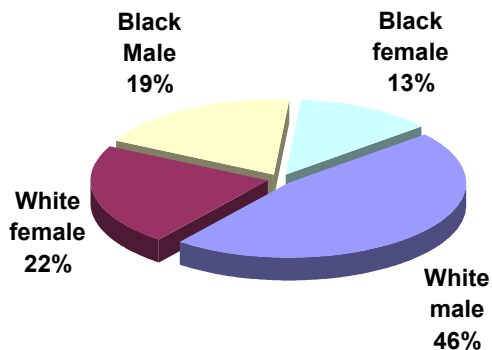
SCSBA provides data annually showing years of service, race and gender of the membership and board chairmen. *Some vacancies existed when data was compiled.*

### Years of board service



In the 85 school districts of South Carolina, a total of 630 men and women serve on school boards. This year 42% have served 4 years or less compared to 43% last year.

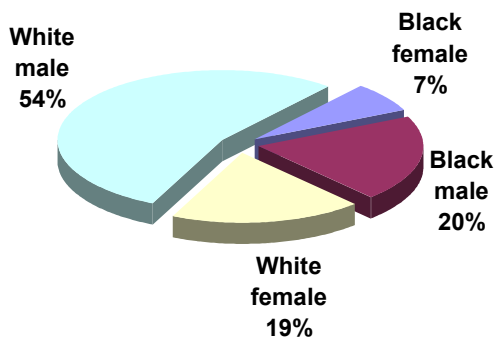
### Membership



### Race and gender of board members

Number	Percent	Race/gender
294	46 %	White male
137	22%	White female
119	19%	Black male
79	13%	Black female

### Board chairs



### Race and gender of board chairs

Number	Percent	Race/gender
46	54 %	White male
16	19%	White female
17	20%	Black male
6	7%	Black female

*This information was calculated on data on file as of August 2005*